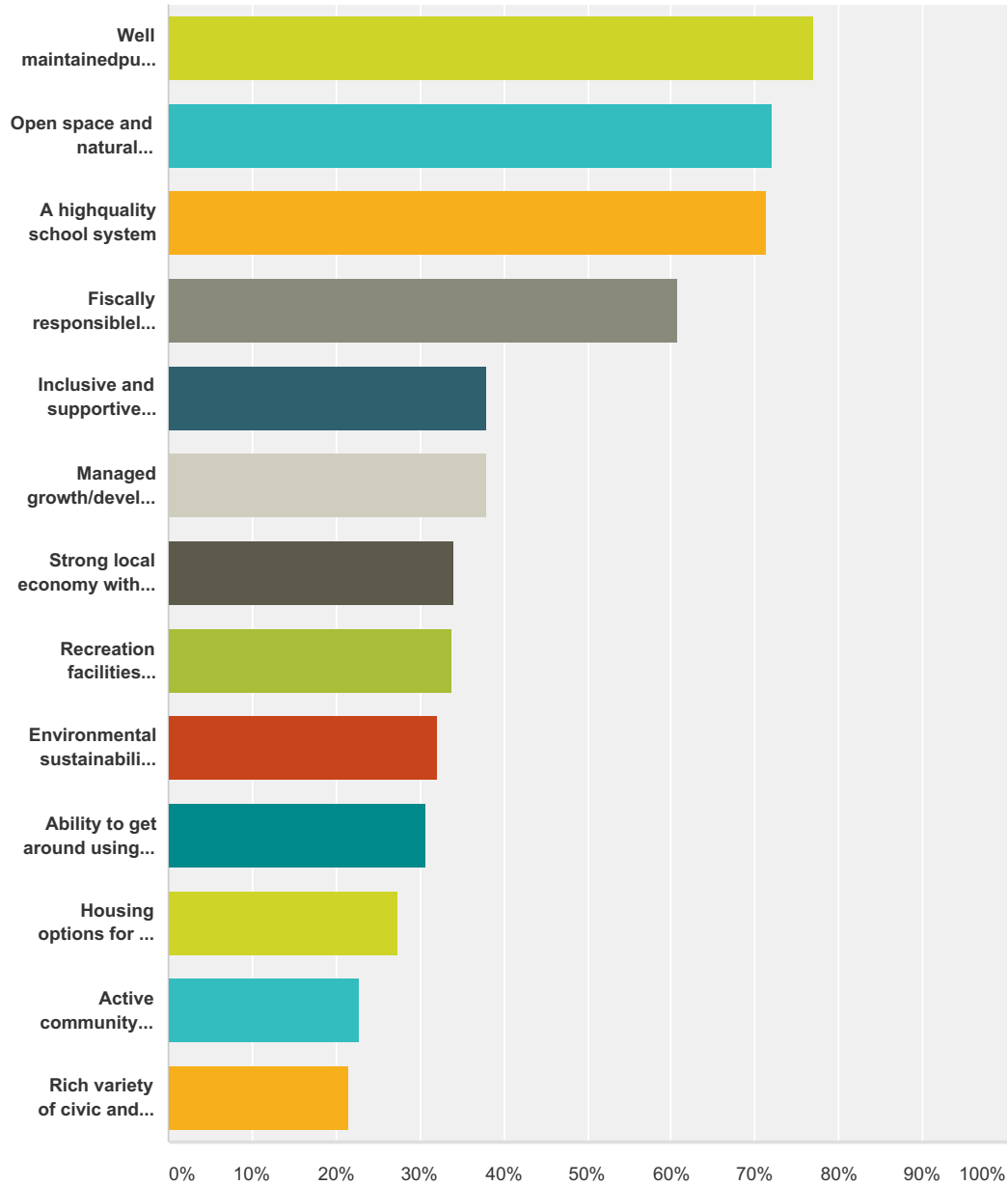


**Q1 Which of these community values are most important to you? Please choose no more than 6.**

Answered: 543 Skipped: 4



Answer Choices	Responses
Well maintained public infrastructure (water, sewer, stormwater, roads and sidewalks)	76.98% 418
Open space and natural resources including the harbor, beaches, water resources, and conservation areas	72.01% 391
A high-quality school system	71.45% 388
Fiscally responsible local government	60.77% 330
Inclusive and supportive community for people of all ages and walks of life	37.94% 206

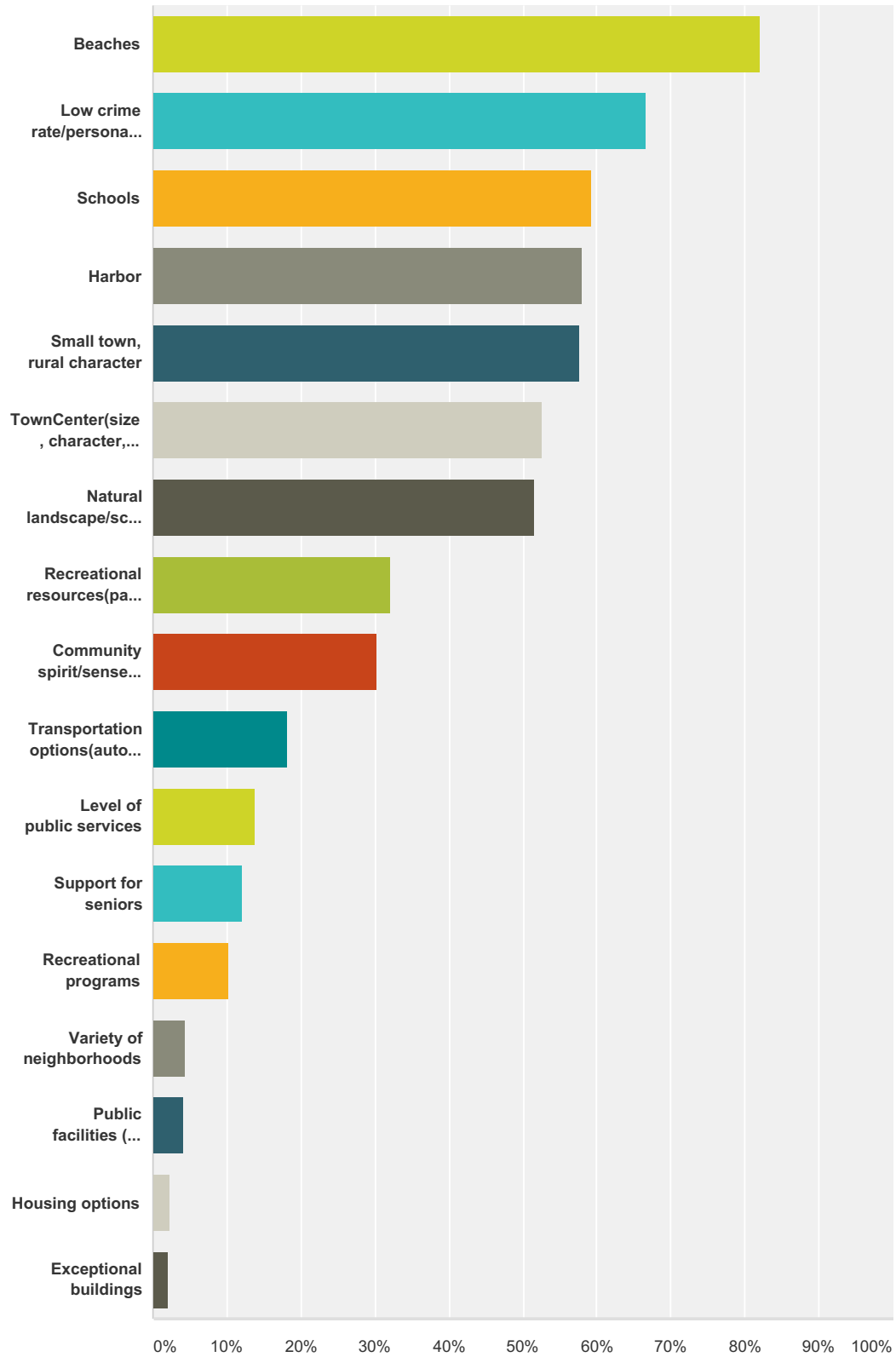
## Manchester-by-the-Sea Master Plan Visioning

Managed growth/development to balance revenues and sustain public services, facilities, and infrastructure	<b>37.94%</b>	206
Strong local economy with a variety of commercial activity	<b>34.07%</b>	185
Recreation facilities including parks, playgrounds and playing fields	<b>33.89%</b>	184
Environmental sustainability and climate change resiliency	<b>32.23%</b>	175
Ability to get around using different modes of transportation (walkable/bikable community)	<b>30.76%</b>	167
Housing options for a range of household incomes and life stages	<b>27.44%</b>	149
Active community participation, communication, and spirit of volunteerism	<b>22.65%</b>	123
Rich variety of civic and cultural programs, events, and facilities	<b>21.55%</b>	117
<b>Total Respondents: 543</b>		

**Q2 Greatest Assets: What do you like or appreciate most about Manchester-by-the-Sea? Choose from below or enter your own (e.g. specific places, services, feelings, etc.). Please choose no more than 6.**

Answered: 539 Skipped: 8

## Manchester-by-the-Sea Master Plan Visioning



Answer Choices	Responses	
Beaches	<b>82.00%</b>	442
Low crime rate/personal safety	<b>66.60%</b>	359

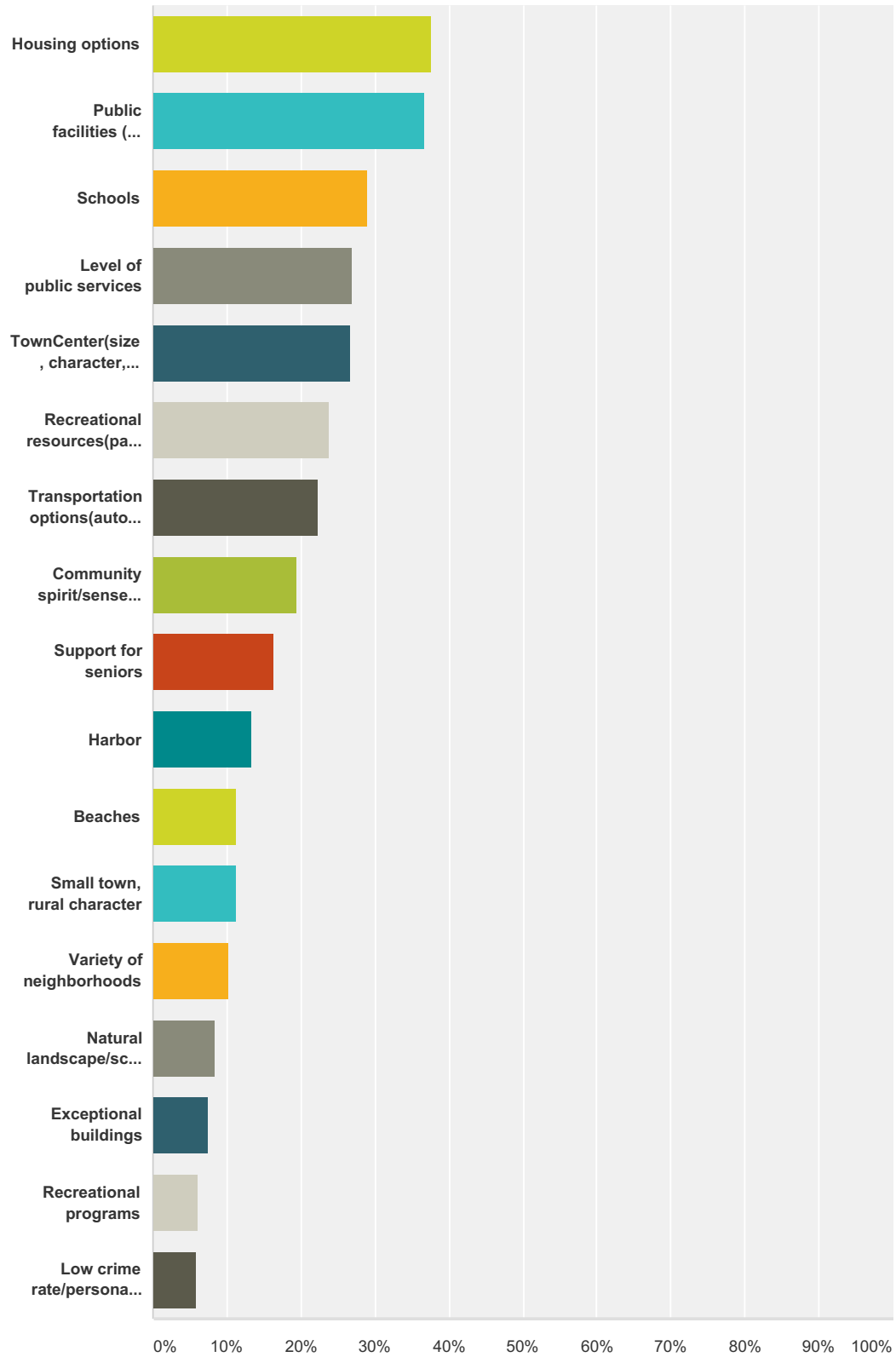
## Manchester-by-the-Sea Master Plan Visioning

Schools	59.37%	320
Harbor	58.07%	313
Small town, rural character	57.70%	311
TownCenter(size, character, quality, and mix of uses)	52.69%	284
Natural landscape/scenic views	51.58%	278
Recreational resources(parks, trails, playgrounds, etc.)	32.10%	173
Community spirit/sense of community	30.24%	163
Transportation options(automobile, train, bike, pedestrian)	18.18%	98
Level of public services	13.73%	74
Support for seniors	12.06%	65
Recreational programs	10.20%	55
Variety of neighborhoods	4.45%	24
Public facilities (to support services)	4.08%	22
Housing options	2.23%	12
Exceptional buildings	2.04%	11
<b>Total Respondents: 539</b>		

**Q3 Greatest Challenges: What do you think is most in need of improvement or change in Manchester-by-the-Sea? Choose from below or enter your own (e.g. specific places, services, feelings, etc.). Please choose no more than 6.**

Answered: 485 Skipped: 62

## Manchester-by-the-Sea Master Plan Visioning



Answer Choices	Responses	
Housing options	<b>37.53%</b>	182
Public facilities (to support services)	<b>36.70%</b>	178

## Manchester-by-the-Sea Master Plan Visioning

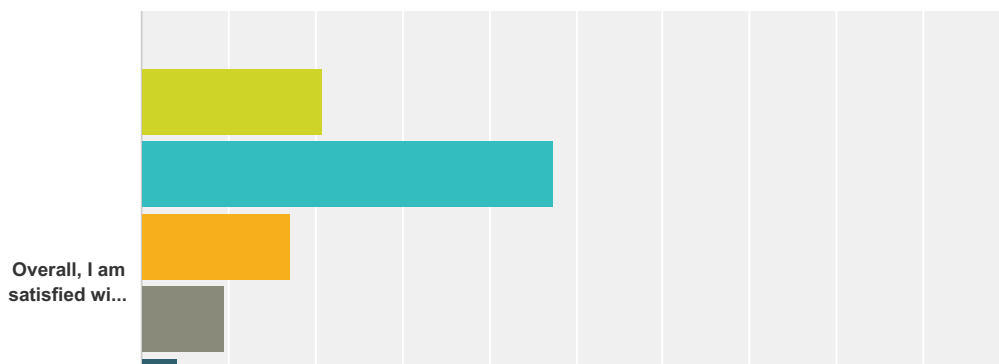
Schools	29.07%	141
Level of public services	27.01%	131
TownCenter(size, character, quality, and mix of uses)	26.80%	130
Recreational resources(parks, trails, playgrounds, etc.)	23.71%	115
Transportation options(automobile, train, bike, pedestrian)	22.27%	108
Community spirit/sense of community	19.38%	94
Support for seniors	16.29%	79
Harbor	13.40%	65
Beaches	11.34%	55
Small town, rural character	11.34%	55
Variety of neighborhoods	10.31%	50
Natural landscape/scenic views	8.45%	41
Exceptional buildings	7.42%	36
Recreational programs	5.98%	29
Low crime rate/personal safety	5.77%	28
<b>Total Respondents: 485</b>		

**Q4 What is your vision for Manchester-by-the-Sea in the future? This can be a few sentences, a bulleted list, or whatever you feel best describes the type of community you want to live in and the values, ideals and physical elements that are needed to support such a community?**

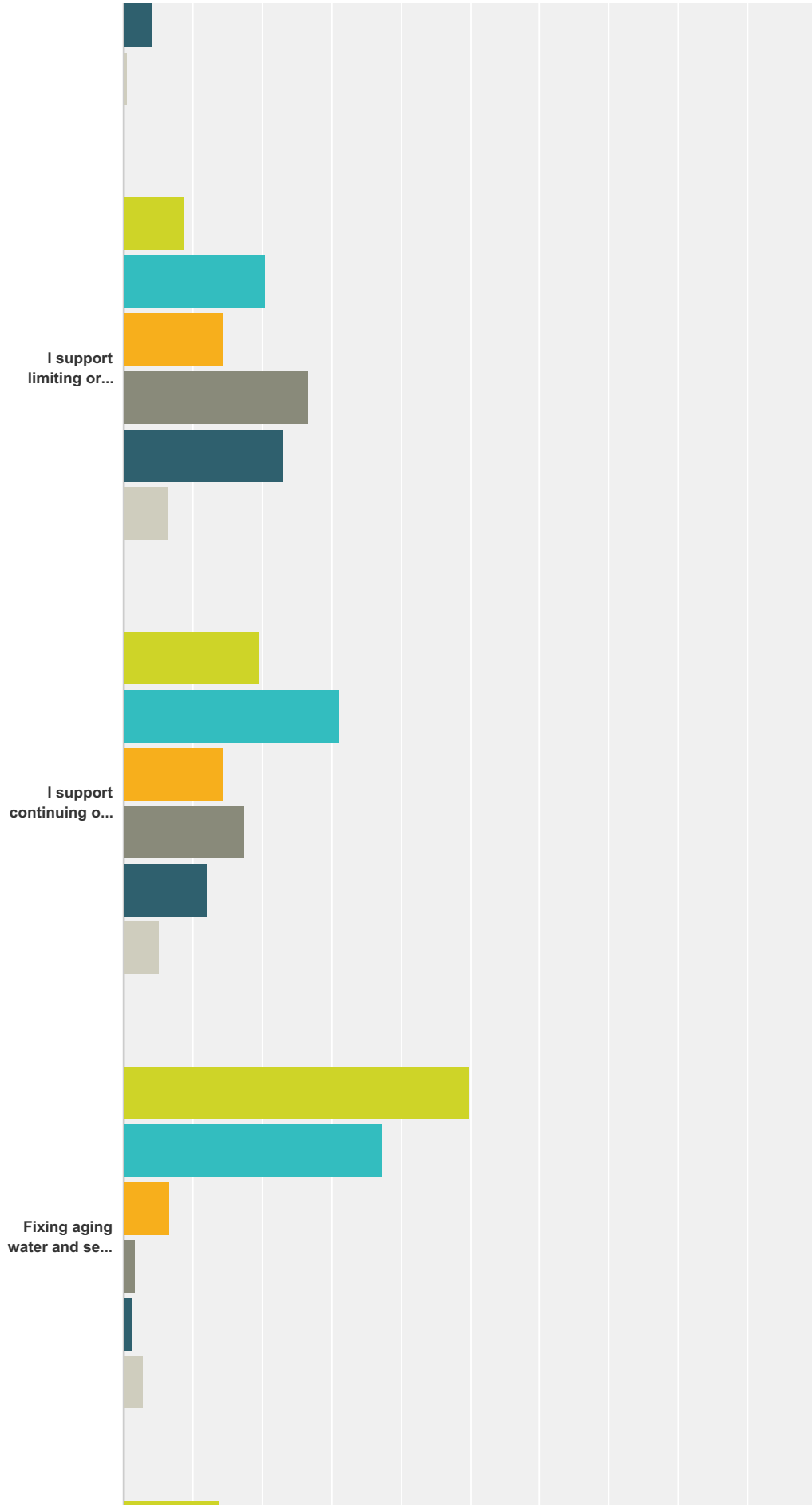
Answered: 353 Skipped: 194

**Q5 Please indicate your level of agreement/disagreement with the following statements.**

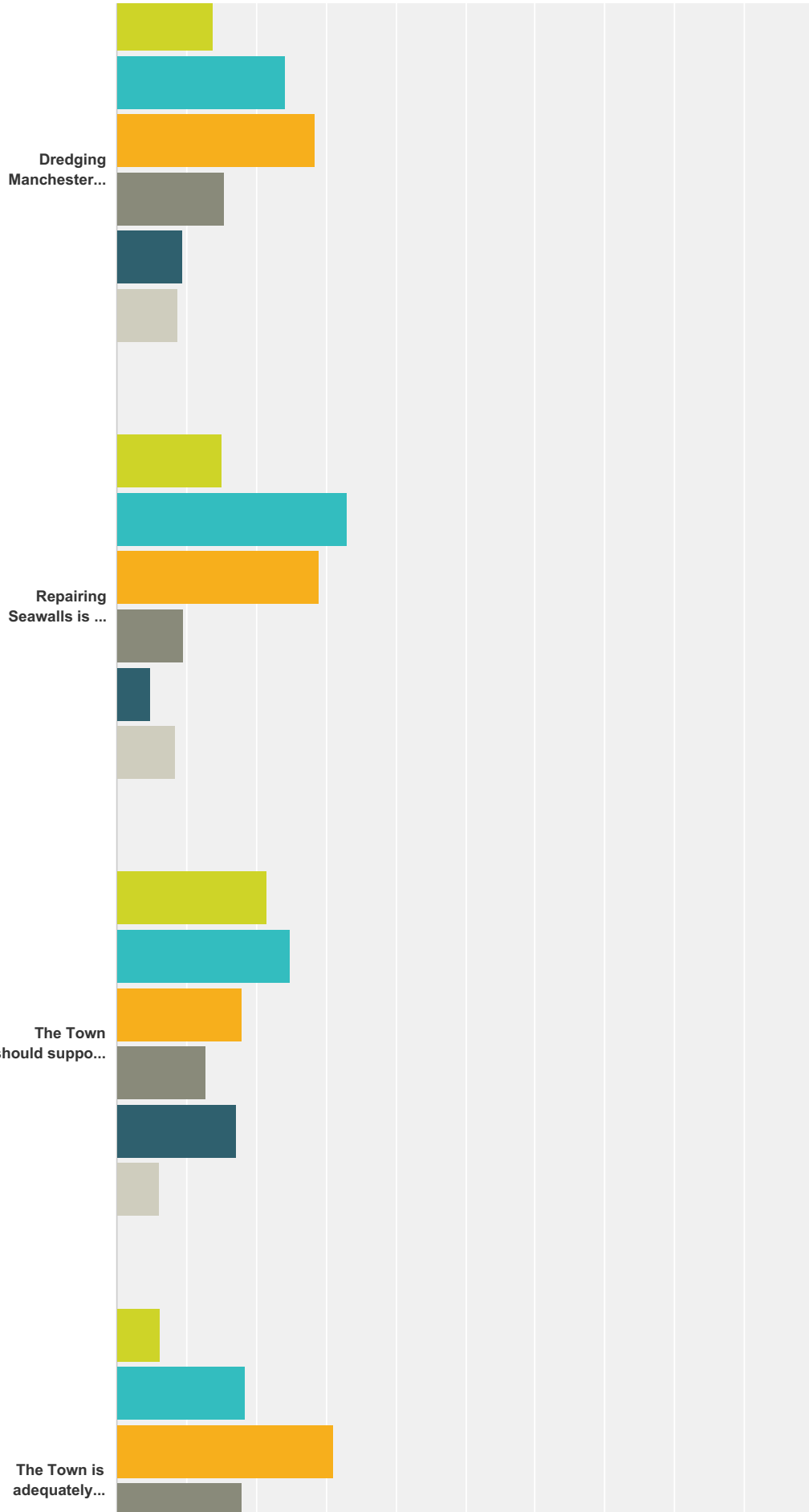
Answered: 518 Skipped: 29



# Manchester-by-the-Sea Master Plan Visioning

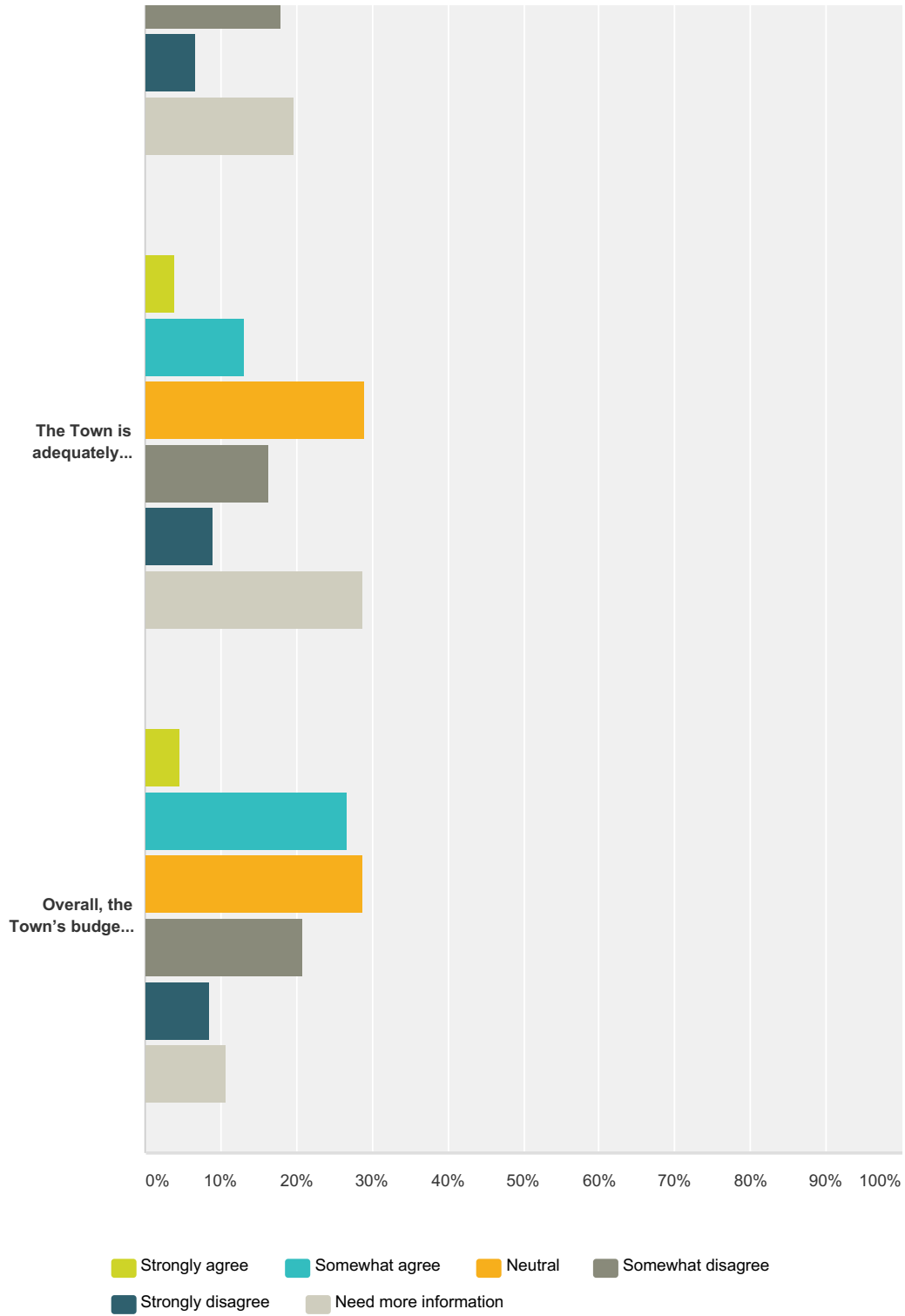


# Manchester-by-the-Sea Master Plan Visioning





## Manchester-by-the-Sea Master Plan Visioning



	Strongly agree	Somewhat agree	Neutral	Somewhat disagree	Strongly disagree	Need more information	Total
Overall, I am satisfied with municipal services.	20.95% 106	47.43% 240	17.19% 87	9.68% 49	4.15% 21	0.59% 3	506
I support limiting or cutting public services to help balance revenues with expenses.	8.70% 44	20.55% 104	14.43% 73	26.68% 135	23.12% 117	6.52% 33	506
I support continuing our annual property tax increases in the 2.5% range in order to maintain the current level of public services.	19.65% 100	31.04% 158	14.34% 73	17.49% 89	12.18% 62	5.30% 27	509

## Manchester-by-the-Sea Master Plan Visioning

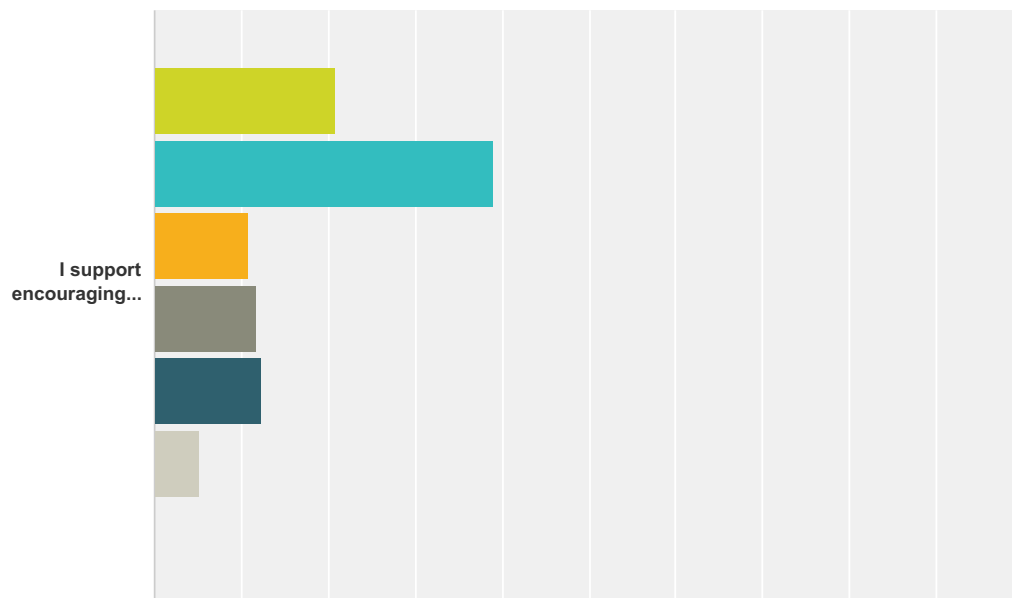
Fixing aging water and sewer pipes is one of the Town's highest priorities.	<b>50.00%</b> 258	<b>37.40%</b> 193	<b>6.59%</b> 34	<b>1.74%</b> 9	<b>1.36%</b> 7	<b>2.91%</b> 15	516
Dredging Manchester Harbor is one of the Town's highest priorities.	<b>13.70%</b> 70	<b>24.27%</b> 124	<b>28.38%</b> 145	<b>15.46%</b> 79	<b>9.39%</b> 48	<b>8.81%</b> 45	511
Repairing Seawalls is one of the Town's highest priorities.	<b>15.10%</b> 77	<b>32.94%</b> 168	<b>29.02%</b> 148	<b>9.61%</b> 49	<b>4.90%</b> 25	<b>8.43%</b> 43	510
The Town should support the private development of affordable housing for low and moderate income households.	<b>21.41%</b> 109	<b>24.75%</b> 126	<b>17.88%</b> 91	<b>12.77%</b> 65	<b>17.09%</b> 87	<b>6.09%</b> 31	509
The Town is adequately preparing to support our aging population.	<b>6.31%</b> 32	<b>18.34%</b> 93	<b>31.16%</b> 158	<b>17.95%</b> 91	<b>6.71%</b> 34	<b>19.53%</b> 99	507
The Town is adequately preparing for the impacts of climate change and sea level rise.	<b>3.91%</b> 20	<b>13.11%</b> 67	<b>28.96%</b> 148	<b>16.24%</b> 83	<b>9.00%</b> 46	<b>28.77%</b> 147	511
Overall, the Town's budget makes the best use of revenues.	<b>4.54%</b> 23	<b>26.63%</b> 135	<b>28.80%</b> 146	<b>20.91%</b> 106	<b>8.48%</b> 43	<b>10.65%</b> 54	507

### Q6 Good ideas? Many people have good ideas about how to make Manchester-by-the-Sea a stronger community. The idea may be big or small. What is your good idea(s)?

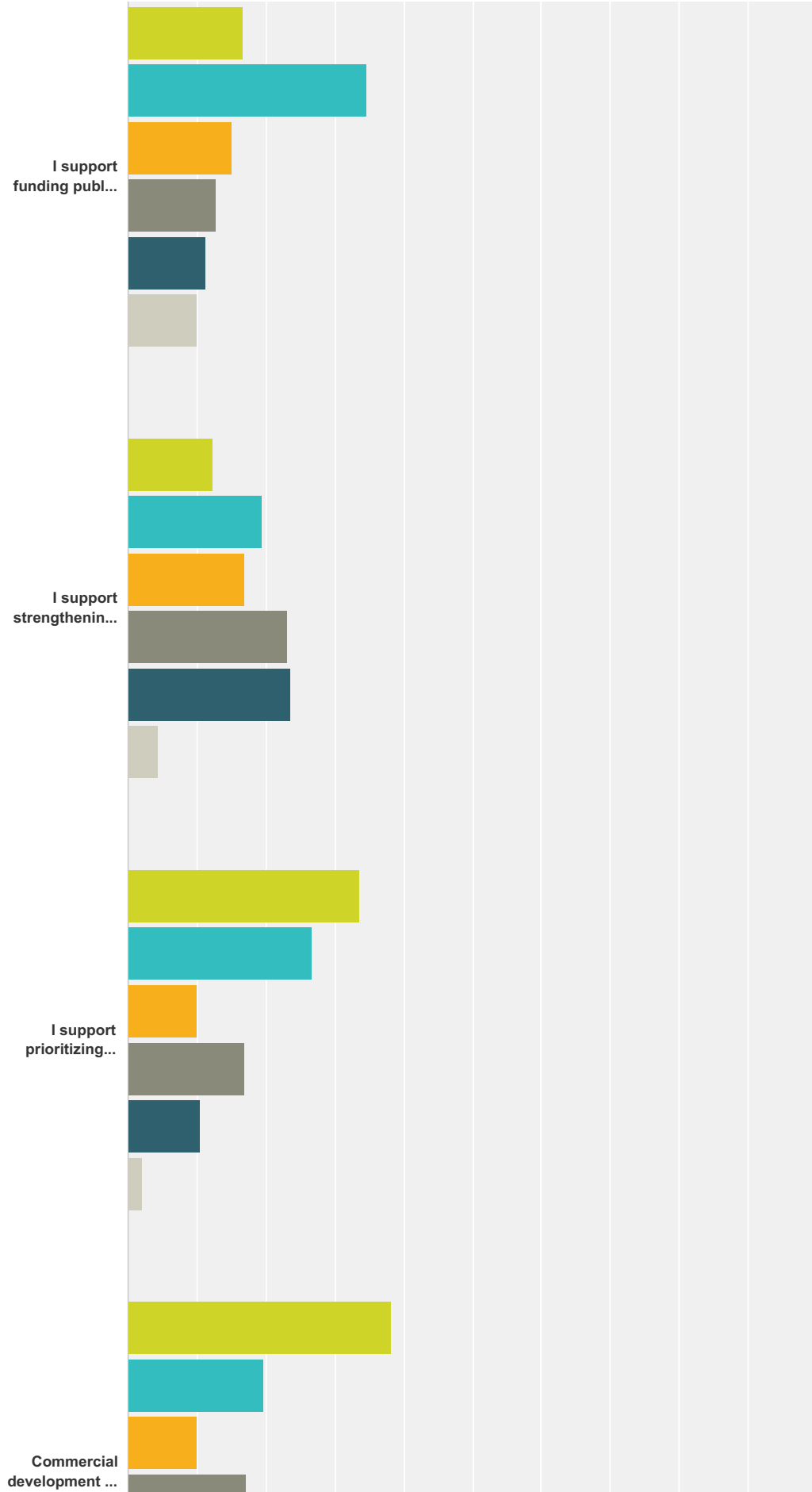
Answered: 211 Skipped: 336

### Q7 Discussions with department heads, boards and committees have identified a number of challenges and opportunities which could be addressed in different ways. Please share your current level of agreement or disagreement with the following.

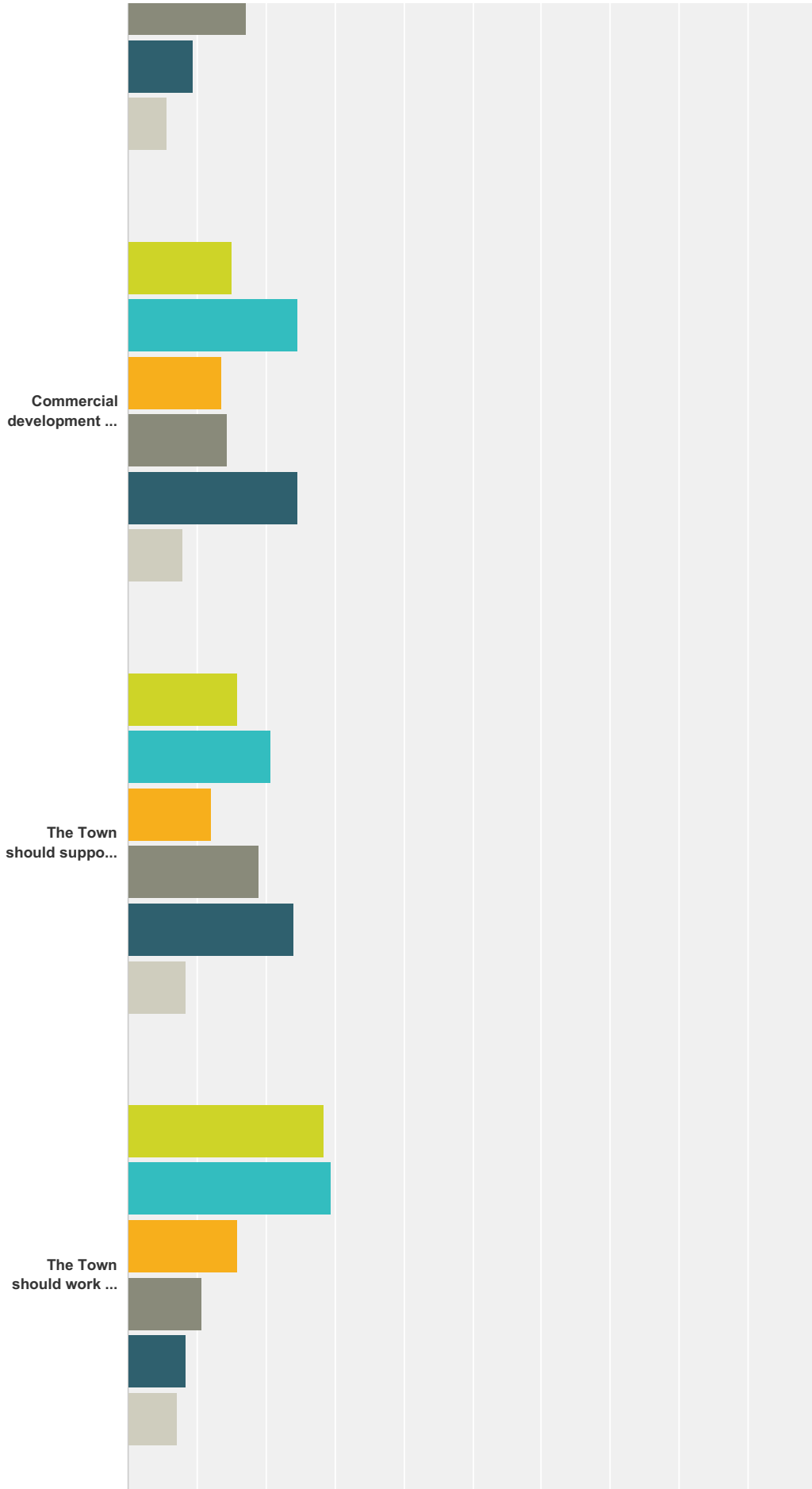
Answered: 486 Skipped: 61



# Manchester-by-the-Sea Master Plan Visioning



# Manchester-by-the-Sea Master Plan Visioning



# Manchester-by-the-Sea Master Plan Visioning

0% 10% 20% 30% 40% 50% 60% 70% 80% 90% 100%

■ Strongly agree   
 ■ Somewhat agree   
 ■ Neutral   
 ■ Somewhat disagree  
■ Strongly disagree   
 ■ Need more information

	Strongly agree	Somewhat agree	Neutral	Somewhat disagree	Strongly disagree	Need more information	Total
I support encouraging more non-residential growth as a means of expanding the town's tax base to fund public facilities and infrastructure.	20.88% 100	39.04% 187	10.86% 52	11.69% 56	12.32% 59	5.22% 25	479
I support funding public facilities and infrastructure with proposition 2 1/2 tax overrides as needed.	16.60% 80	34.65% 167	14.94% 72	12.66% 61	11.20% 54	9.96% 48	482
I support strengthening access to our beaches and harbor for residents and non-residents alike.	12.24% 59	19.50% 94	17.01% 82	23.24% 112	23.65% 114	4.36% 21	482
I support prioritizing access to our beaches and harbor for residents and limiting any additional access for non-residents.	33.61% 163	26.80% 130	10.10% 49	16.91% 82	10.52% 51	2.06% 10	485
Commercial development of a scale not currently present (e.g., increased density in the Limited Commercial District, 3-4 story buildings downtown) would have an undesirable effect on community character.	38.22% 185	19.63% 95	10.12% 49	17.15% 83	9.30% 45	5.58% 27	484
Commercial development of a scale not currently present (e.g., increased density in the Limited Commercial District, 3-4 story buildings downtown) can be designed to strengthen community.	15.05% 73	24.54% 119	13.61% 66	14.43% 70	24.54% 119	7.84% 38	485
The Town should support a diversified housing stock by adjusting zoning to allow more options such as infill units, micro-units, and multi-family units while maintaining neighborhood character.	15.88% 77	20.62% 100	12.16% 59	18.97% 92	23.92% 116	8.45% 41	485
The Town should work to maintain existing residential density through zoning that primarily supports one and two family units and limits infill and conversions.	28.45% 138	29.48% 143	15.88% 77	10.72% 52	8.45% 41	7.01% 34	485

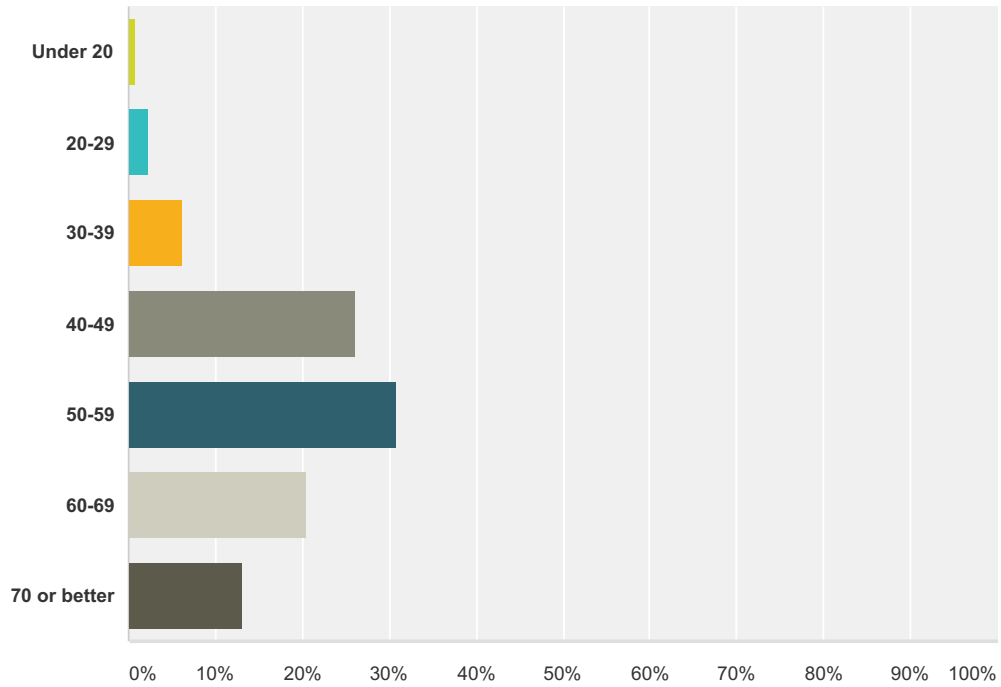
## Q8 Please share any thoughts or comments you have about this data:

Answered: 163 Skipped: 384

## Q9 How old are you?

Answered: 461 Skipped: 86

## Manchester-by-the-Sea Master Plan Visioning

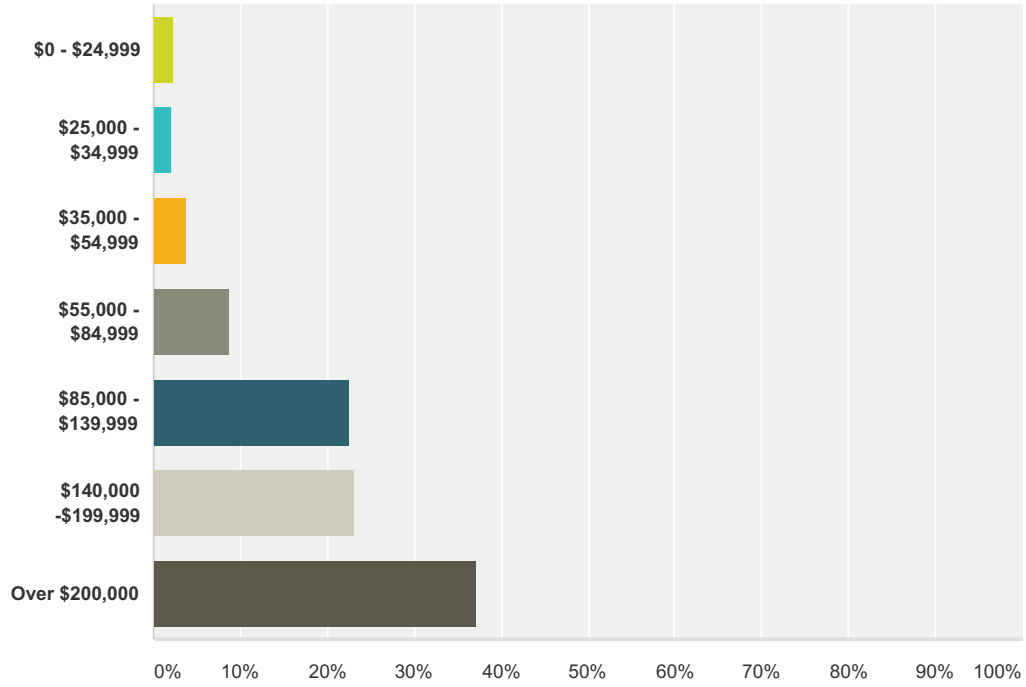


Answer Choices	Responses
Under 20	0.87% 4
20-29	2.39% 11
30-39	6.29% 29
40-49	26.03% 120
50-59	30.80% 142
60-69	20.39% 94
70 or better	13.23% 61
<b>Total</b>	<b>461</b>

### Q10 What is your annual household income?

Answered: 430 Skipped: 117

## Manchester-by-the-Sea Master Plan Visioning

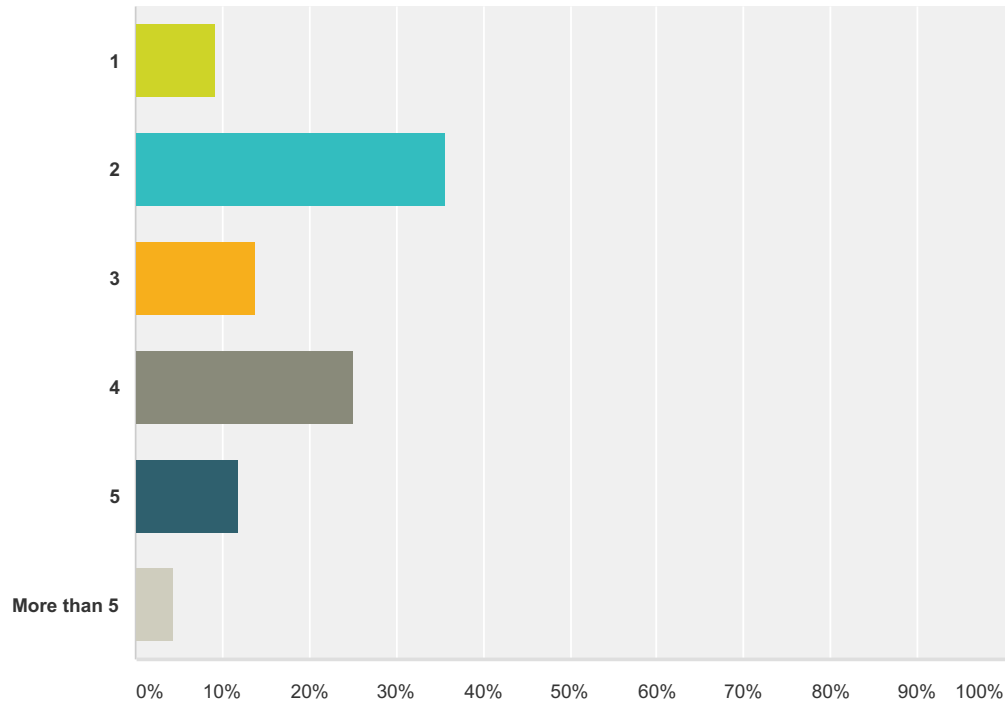


Answer Choices	Responses	
\$0 - \$24,999	2.33%	10
\$25,000 - \$34,999	2.09%	9
\$35,000 - \$54,999	3.72%	16
\$55,000 - \$84,999	8.84%	38
\$85,000 - \$139,999	22.56%	97
\$140,000 - \$199,999	23.26%	100
Over \$200,000	37.21%	160
<b>Total</b>		<b>430</b>

### Q11 How many people live in your household?

Answered: 456 Skipped: 91

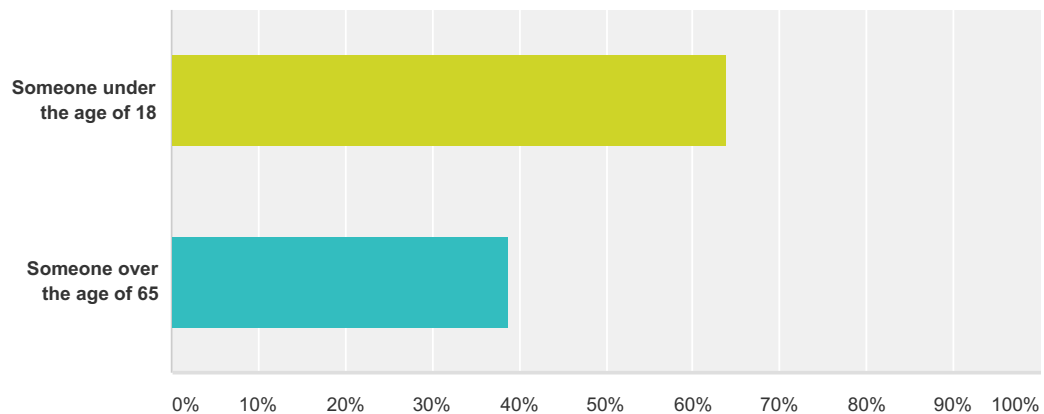
## Manchester-by-the-Sea Master Plan Visioning



Answer Choices	Responses	Count
1	9.21%	42
2	35.75%	163
3	13.82%	63
4	25.00%	114
5	11.84%	54
More than 5	4.39%	20
<b>Total</b>		<b>456</b>

## Q12 Does your household include one or both of the following?

Answered: 312 Skipped: 235



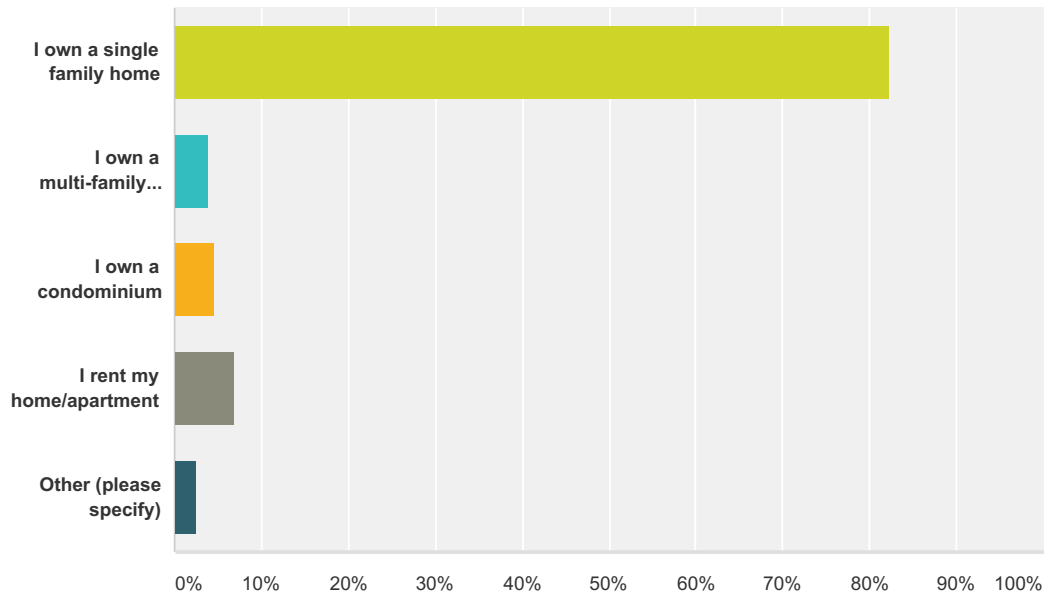


## Manchester-by-the-Sea Master Plan Visioning

Answer Choices	Responses
Someone under the age of 18	63.78% 199
Someone over the age of 65	38.78% 121
<b>Total Respondents: 312</b>	

### Q13 Do you own or rent your home?

Answered: 455 Skipped: 92

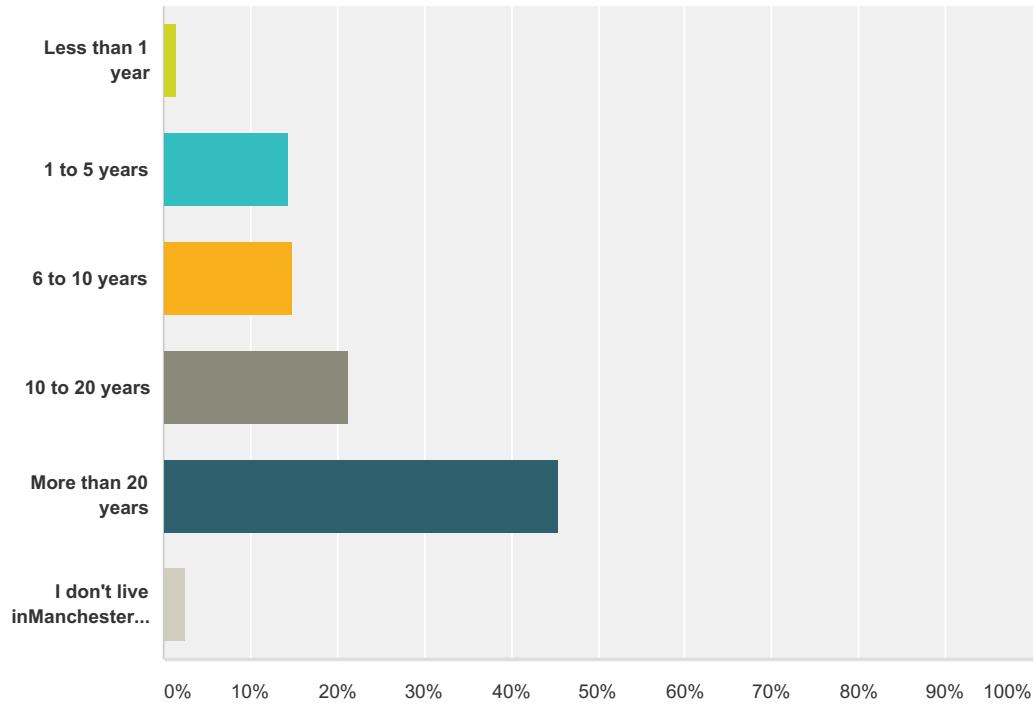


Answer Choices	Responses
I own a single family home	82.20% 374
I own a multi-family home (e.g. two-family)	3.96% 18
I own a condominium	4.62% 21
I rent my home/apartment	6.81% 31
Other (please specify)	2.42% 11
<b>Total</b>	<b>455</b>

### Q14 How long have you lived in Manchester-by-the-Sea?

Answered: 460 Skipped: 87

## Manchester-by-the-Sea Master Plan Visioning

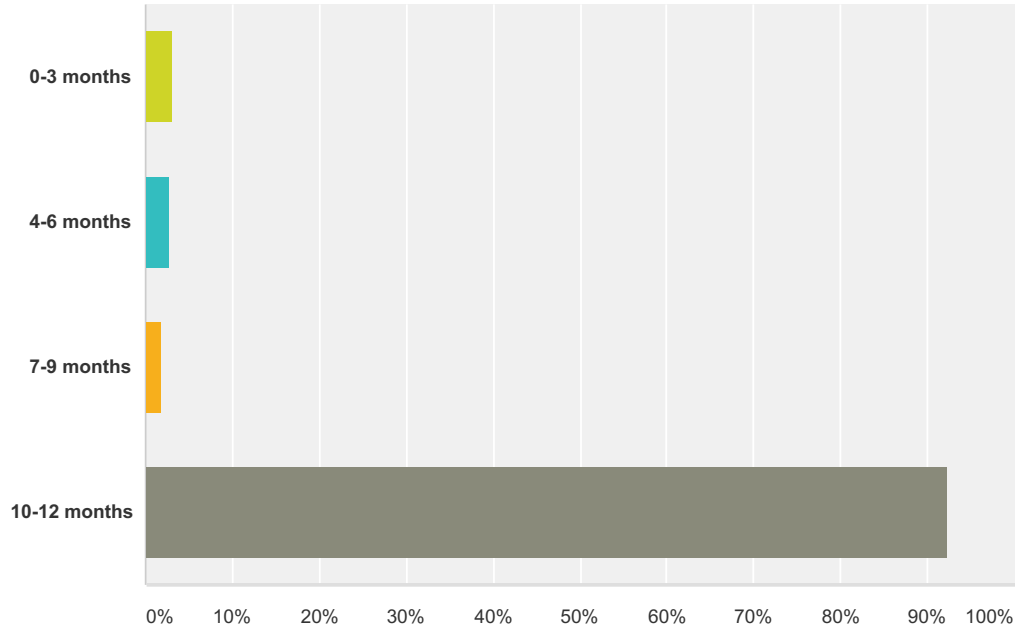


Answer Choices	Responses
Less than 1 year	1.52% 7
1 to 5 years	14.35% 66
6 to 10 years	14.78% 68
10 to 20 years	21.30% 98
More than 20 years	45.43% 209
I don't live in Manchester-by-the-Sea	2.61% 12
<b>Total</b>	<b>460</b>

### Q15 How many months of the year do you live in Manchester-by-the-Sea?

Answered: 455 Skipped: 92

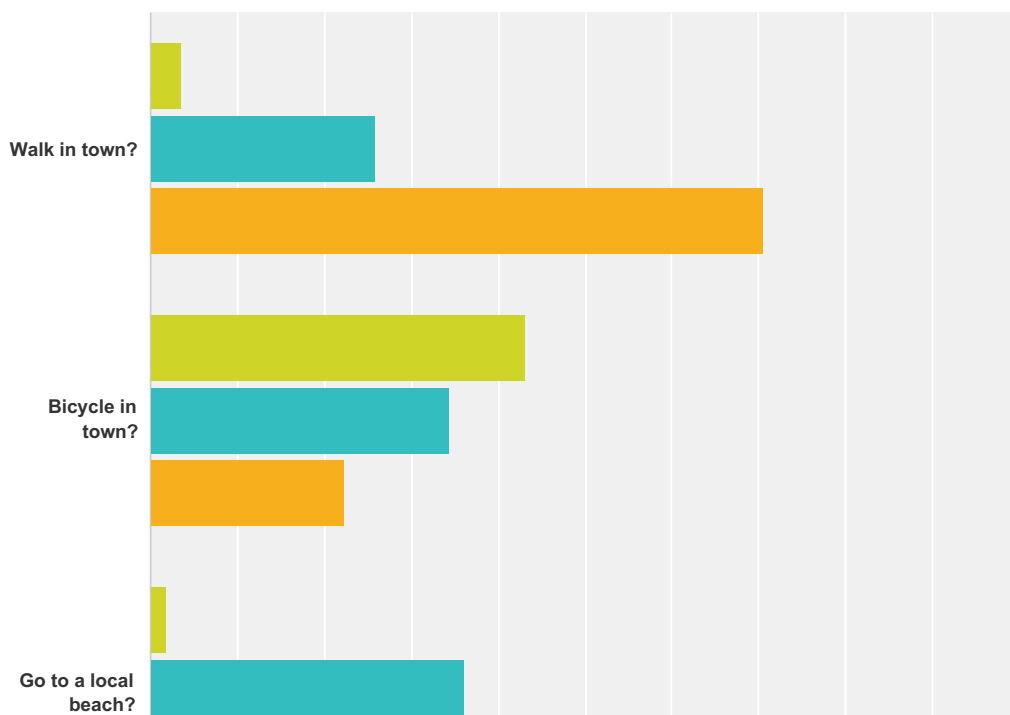
## Manchester-by-the-Sea Master Plan Visioning



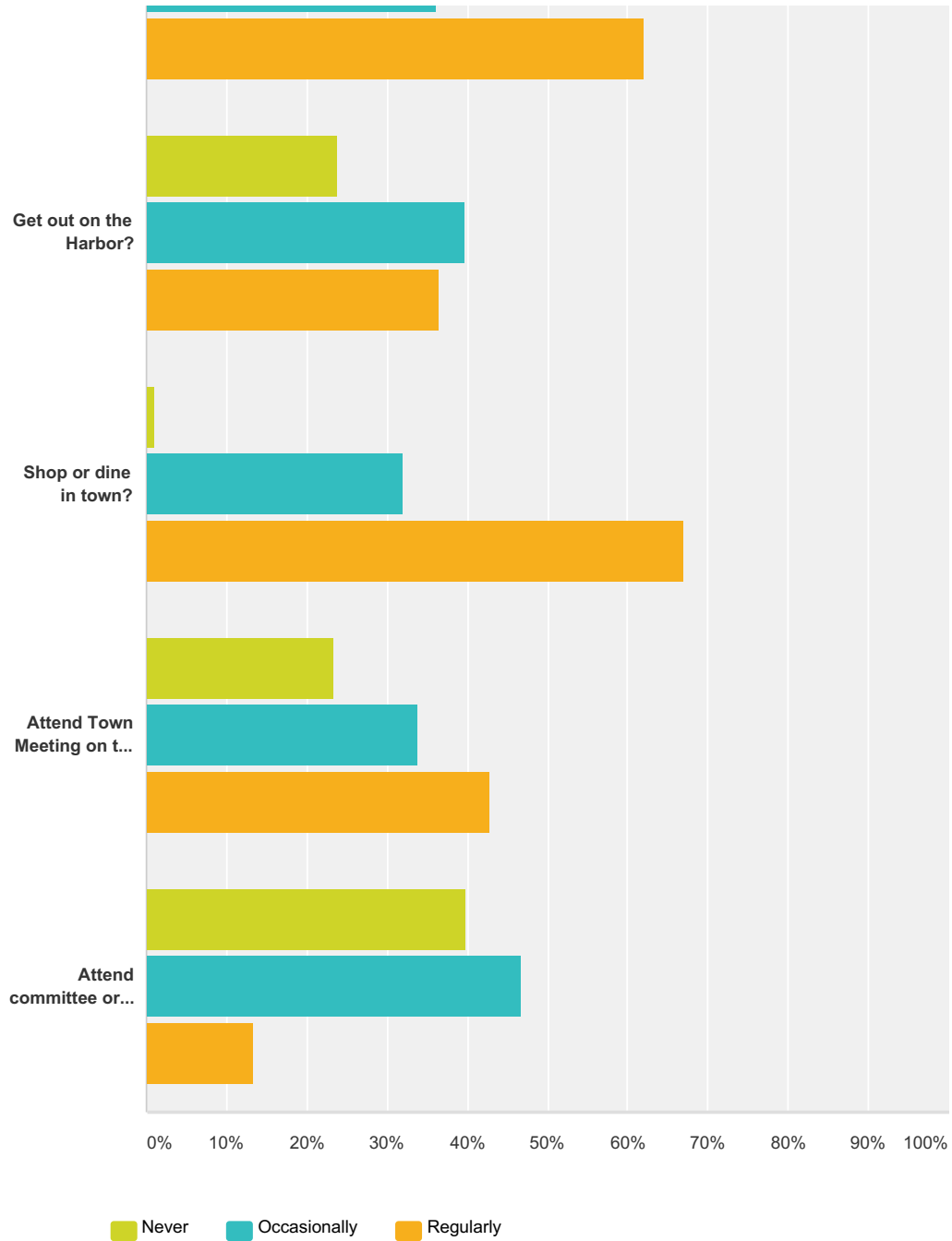
Answer Choices	Responses	Count
0-3 months	3.08%	14
4-6 months	2.64%	12
7-9 months	1.98%	9
10-12 months	92.31%	420
<b>Total</b>		<b>455</b>

## Q16 How often do you:

Answered: 463 Skipped: 84



## Manchester-by-the-Sea Master Plan Visioning



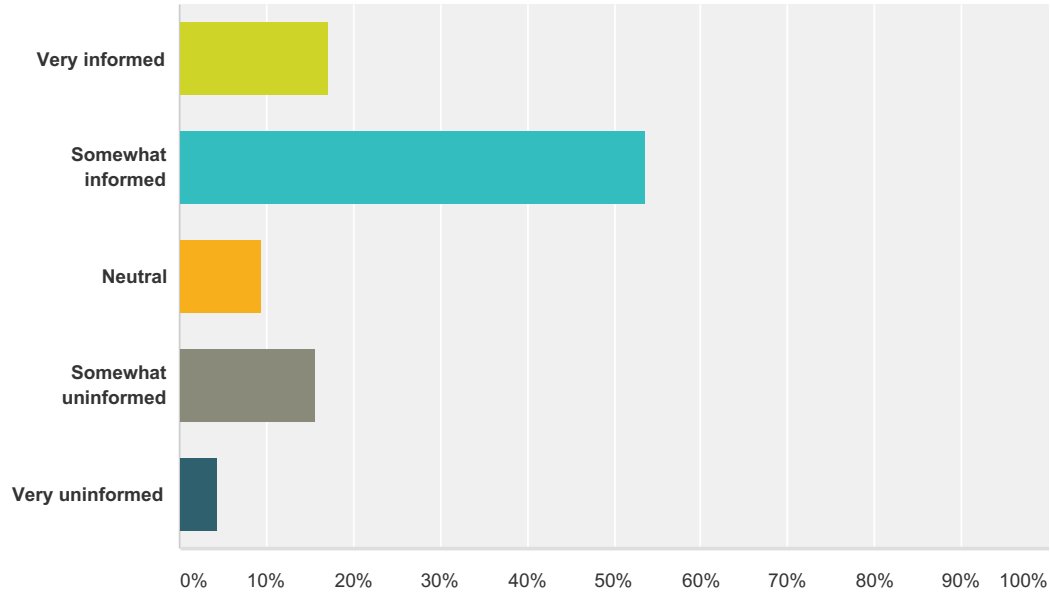
	Never	Occasionally	Regularly	Total
Walk in town?	3.49% 16	25.93% 119	70.59% 324	459
Bicycle in town?	43.18% 193	34.45% 154	22.37% 100	447
Go to a local beach?	1.98% 9	36.04% 164	61.98% 282	455
Get out on the Harbor?	23.85% 109	39.61% 181	36.54% 167	457
Shop or dine in town?	1.09% 5	31.88% 146	67.03% 307	458

## Manchester-by-the-Sea Master Plan Visioning

Attend Town Meeting on the first Monday of April?	23.35% 106	33.92% 154	42.73% 194	454
Attend committee or board meetings?	39.82% 182	46.83% 214	13.35% 61	457

### Q17 How informed do you feel about the issues the Town is facing?

Answered: 462 Skipped: 85



Answer Choices	Responses
Very informed	17.10% 79
Somewhat informed	53.68% 248
Neutral	9.31% 43
Somewhat uninformed	15.58% 72
Very uninformed	4.33% 20
<b>Total</b>	<b>462</b>

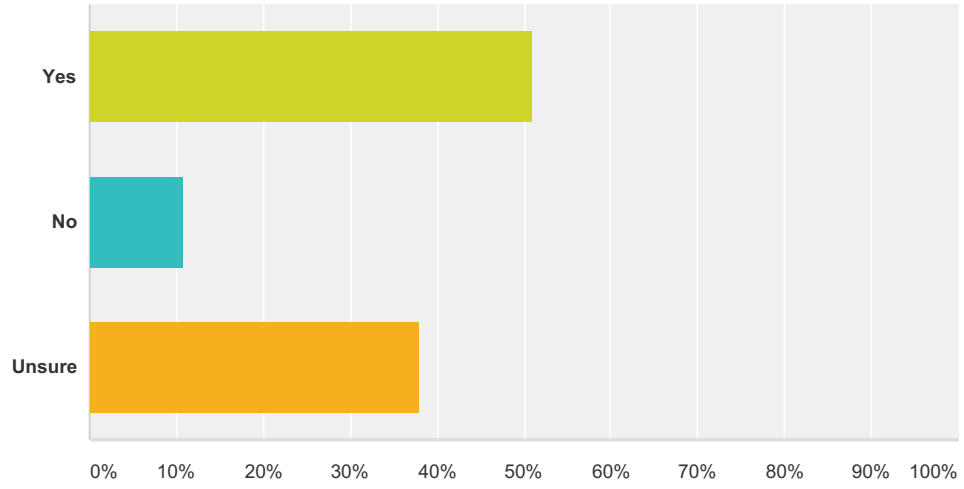
### Q18 What would be helpful to keep you more informed?

Answered: 217 Skipped: 330

### Q19 Would you be likely to attend/participate in any future Master Plan meetings or events?

Answered: 457 Skipped: 90

### Manchester-by-the-Sea Master Plan Visioning



Answer Choices	Responses	
Yes	50.98%	233
No	10.94%	50
Unsure	38.07%	174
<b>Total</b>		<b>457</b>