

## Crowell Chapel



## Town of Manchester-by-the-Sea ADA Transition Plan

February 2020



Institute for Human Centered Design

200 Portland Street, Boston, MA 02114

www.IHCDesign.org • info@IHCDesign.org

617-695-1225 voice/tty

### Background

Year Built: 1904

Crowell Chapel is located at 4 Rosedale Avenue. The chapel is available for rent for events such as weddings all year long for Manchester by-the-Sea residents; it is also available for non-profit groups during business hours. The Chapel can accommodate up to 150 people. Parking around Crowell Chapel is available on the north side of Rosedale Avenue.

### Key Accessibility Issues

#### Assembly Area

Accessibility issues include lack of the required number of accessible wheelchair spaces in the chapel area and lack of an assistive listening system.

**Note:** Where a sound system, microphone and/or speaker are integral to the use of the space an assistive listening system must be provided. If an assistive listening system is present, a sign indicating its availability is required.

#### Single-User Toilet Room

The major accessibility issue is the lack of an accessible toilet room.

### Additional Accessibility Issues





- Lack of an accessible route to the sanctuary.
- Lack of a beveled threshold at the main entrance.
- Excessive opening force is required to open the door (main entrance).
- Lack of the International Symbol of Accessibility (ISA) at the illuminated sign (main entrance).
- Lack of securely attached walk-off mats.

### Order of Magnitude Cost Estimates


- Provide a single-user toilet room: \$24,604
- Miscellaneous corrective actions (portable ramp (sanctuary area), threshold, ADA compliant mat, etc.): \$850

**Total: \$25,454**

**Town of Manchester by-the-Sea  
Crowell Chapel**

ID	Location	Floor	Room	Element	Type	Photo	Issues	Current Measure	Recommendations	Quantity	Price	Cost Estimation
<b>Approach and Entrance</b>												
<b>Entrance</b>												
1	Main Entrance	1		Entrance	Main Entrance		Threshold not beveled Door requires > 15 lbs. of force to open	- 17 lbs	Bevel threshold. Adjust closers so doors do not require more than 15 pounds of force.	1	150	\$150
<b>Access to Goods and Services</b>												
<b>Means of Egress</b>												
2	Main Entrance	1		Means of Egress	N/A		Illuminated ISA symbol not provided (MAAB)	-	Provide an illuminated sign with the International Symbol of Accessibility (ISA).	1	200	\$200
<b>Assembly Area</b>												
3	Chapel	1		Assembly Area	N/A		Minimum # wheelchair spaces not provided	-	Provide comparable accessible seating as needed.	1	Labor	\$0
4	Alter	1		Assembly Area	N/A		Accessible route to stage not provided	-	Provide a portable ramp as needed to ensure an accessible route to the stage.	1	500	\$500
<b>Toilet &amp; Bathing Rooms</b>												

**Town of Manchester by-the-Sea  
Crowell Chapel**

ID	Location	Floor	Room	Element	Type	Photo	Issues	Current Measure	Recommendations	Quantity	Price	Cost Estimation
<b>Overall Access</b>												
5	Single-User Toilet Room	1		Overall Access	Toilet Room		Turning space not provided Accessible plumbing fixtures or stalls not provided	- -	Provide an accessible single-user toilet room.	1	24604	\$24604